
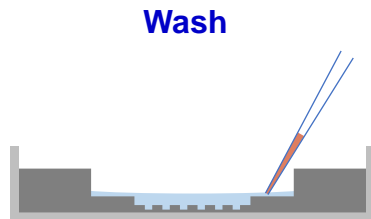


PicoWell Chamber Quick-Start Guide

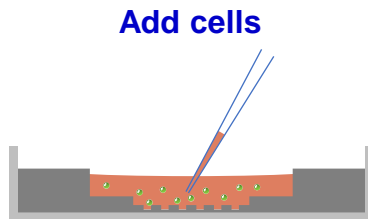
Innovative Biochips LLC
202 Industrial Blvd, Suite 703
Sugar Land, TX 77478, USA
+1 (832)538-1925
info@ibiochips.com
www.ibiochips.com



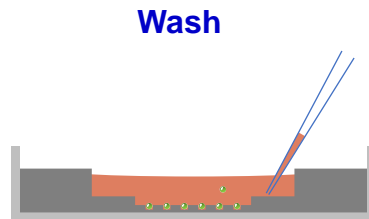
- Place PicoWell Chamber on flat surface and add PBS in each well.
- We recommend to use 800 μL for 2 well chamber and 200 μL for 4 well chamber.
- Allow 5 mins for PBS to fill the PicoWell array.



- Remove PBS (600 μL for 2 well chamber and 160 μL 4 well chamber).
- Please make sure do NOT remove all the PBS.
- Wash three times with medium (200 μL for 2 well chamber and 100 μL 4 well chamber).



- Ready to add cells.
- Exchange medium with cell suspension. Again, make sure do NOT remove all the medium.
- We recommend to use cell concentration 1×10^6 – 1×10^7 cells/mL.



- Wait for 5 mins allowing the cells to enter and fill the PicoWell array.
- To remove excessive cells, exchange cell suspension with fresh medium. Repeat three times.
- Ready to use.

Applications

- Gene manipulation
- Intracellular injection
- Single cell imaging
- Cell-cell interaction
- Live cell tracking
- High-throughput analysis